

# Keratoprosthesis

## Fighting for the light

\*It does not require a donor cornea during use;  
 \*It did not experience any immune rejection reaction;  
 \*MIOK artificial cornea approved for use in  
 In December 2021, NMPA entered the Chinese market,  
 Used in hundreds of clinical cases

According to the clinical experiment report,  
 the presence rate was **100%** and the vision rate was **100%**

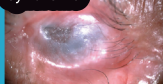
## Indications:

- 1、The MIOK Keratoprosthesis is indicated for patients with severe corneal opacity;
- 2、in whom allogenic corneal graft has been failed or is unlikely to be successful;
- 3、who have severe corneal scarring, neovascularization or symblepharon caused by chemical burns, thermal burns, ocular trauma, etc; and/or
- 4、who have high-risk features such as autoimmune diseases (pemphigoid, Stevens-Johnson syndrome, Sjögren's syndrome, etc.), end-stage dry eyes, etc.



## Preoperative

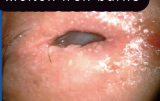
Stevens-Johnson syndrome



Acid burn



Molten iron burns



Alkali burn

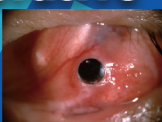


Preoperative visual acuity: light perception

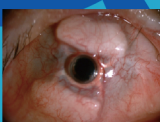
## Postoperative



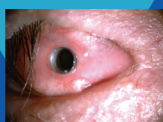
Postoperative visual:0.8



Postoperative visual:0.5



Postoperative visual:0.6



Postoperative visual:1.0

**China Beijing Microkpro Medical Instrument Co., Ltd.**

TEL:+86 400 1118 801 +86 010 6027 4848 +86 13901295763 +86 13264349521

www.microkpro.com E-mail:miok@microkpro.com yt@microkpro.com